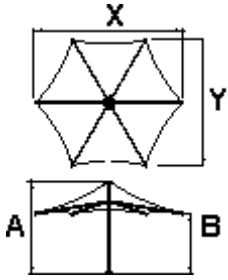
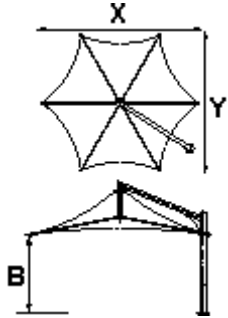
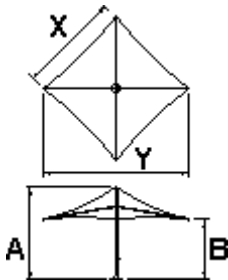
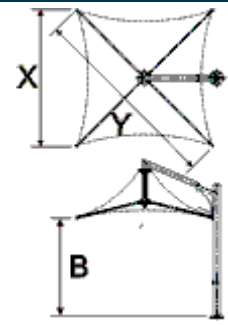
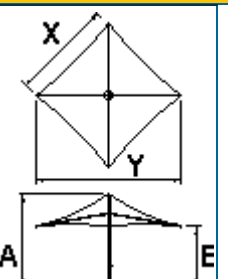


## Commercial Umbrella Selector

HEXAGONAL UMBRELLA - CENTRE MOUNTED - RETRACTABLE								DIAGRAM
SHAPE	SIZE	MODEL	X / Y / A / B DIMENSIONS (in MM)				Ex.GST	
Hexagonal	4.2M	HCR	X=4406	Y=3816	A=3540	B=2350	\$	
Hexagonal	5M	HCR	X=4923	Y=4243	A=3540	B=2230	\$	
Hexagonal	5.6M	HCR	X=5608	Y=4856	A=3540	B=2250	\$	
HEXAGONAL UMBRELLA - CANTILEVERED - RETRACTABLE								DIAGRAM
PRODUCT	SIZE	MODEL	X / Y / A / B DIMENSIONS (in MM)				Ex.GST.	
Hexagonal Cantilevered	4.2M	HSR	X=4406	Y=3816	A=na	B=2350	\$	
Hexagonal Cantilevered	5M	HSR	X=4923	Y=4243	A=na	B=2230	\$	
Hexagonal Cantilevered	5.6M	HSR	X=5608	Y=4856	A=na	B=2250	\$	
SQUARE UMBRELLA - CENTRE MOUNTED - RETRACTABLE								DIAGRAM
PRODUCT	SIZE	MODEL	X / Y / A / B DIMENSIONS (in MM)				Ex.GST	
Square	3M	SCR	X=3090	Y=4370	A=3540	B=2350	\$	
Square	3.5M	SCR	X=3466	Y=4902	A=3540	B=2300	\$	
Square	4M	SCR	X=3928	Y=5556	A=3540	B=2250	\$	
SQUARE UMBRELLA - CANTILEVERED - RETRACTABLE								DIAGRAM
PRODUCT	SIZE	MODEL	X / Y / A / B DIMENSIONS (in MM)				Ex.gst	
Square Cantilevered	3M	SSR	X=3090	Y=4370	A/NA	B=2350	\$	
Square Cantilevered	3.5M	SSR	X=3466	Y=4902	A/NA	B=2300	\$	
Square Cantilevered	4M	SSR	X=3928	Y=5556	A/NA	B=2250	\$	
Square Cantilevered	5m	SSR	X=4928	Y=6556	A/NA	B=2250	\$	
SQUARE UMBRELLA - PORTABLE								DIAGRAM
PRODUCT	SIZE	MODEL	X / Y / A / B DIMENSIONS (in MM)				Ex.GST	
Square	2.4M	SP	X=2360	Y=3337	A=3030	E=2283	\$	
Square	3M	SP	X=3070	Y=4341	A=3030	E=2194	\$	
Square	2.4M	RP	X=2360	Y=3337	A=3030	E=2283	\$	
Square	3M	RP	X=3070	Y=4341	A=3030	E=2194	\$	